





Red-D-Arc Welderrentals

When you're ready to weld.



THE LEADING SUPPLIER IN
POSITIONING & WELDING EQUIPMENT

CONVENTIONAL ROTATORS

REF	DESCRIPTION	
NEW	<p>1 Tonne Pipe Rotators Drive & Idler Model: TR100 Pipe Dia: 20-800mm Variable speed rotation, fantastic new price offer</p>	
NEW	<p>2 Tonne Scissor Rotators Model: WHTP-2 Capacity: 2 Tonnes Brand new addition to our range of these most versatile pipe and vessel rotators. Specially designed to keep the workpiece at the ideal working height for the welder to achieve the down hand position. Ideal for workpiece diameters from 150-2000mm. We have 10 sets on this special promotional price never to be repeated - place your order today</p>	
NEW	<p>5 Tonne Rotators Drive & Idler Set Model: WHTP-5 Capacity: 5 Tonnes Support Drive & Idler Brand new range, ideal for workpieces up to 2500mm diameter, fully motorised drive including remote control pendant, additional idlers available</p>	
VARIOUS MANUF. 2004/5	<p>10 Tonne Drive & Idler Model: CR 200 Vessel Dia: 300-2000mm Late model sets, superb condition</p>	

Reconditioning to the highest standard

Sales Office: +31(0)187 490277

CONVENTIONAL ROTATORS (CONT)

REF	DESCRIPTION	
NEW	10 Tonne Rotator Drive & Idler Set Model: WHTP-10 Capacity: 10 Tonne Support Drive & Idler Brand new range ideal for work pieces up to 4500mm diameter, fully motorised including remote pendant control, additional idler available	
TWO SETS AVAILABLE	15 Tonne Drive & Idler Model: Macobe CR300 Support Load: 15 Tonnes Ex-rental units, great value for money, superb quality	
RENT OR BUY	30 Tonne Double Can Assembly Fit Up Rolls Model: FUB-30 Unique to A&N/Red-D-Arc, huge time savings in the fabrication of double can assembly, fully motorised simple controls to align, fit up and weld <i>Full specification on our website www.anplant.com</i>	
	60 Tonne Drive & Idler Model: PR60/10DM Vessel Dia: 600 - 6000mm AC motor drive with inverter control and remote pendant control, immediate availability, circa 2007/2008	
THREE (3) SETS AVAILABLE	80 Tonne Bode Drive & Idler Model: CR1600 Vessel Dia: 450 - 3500mm Ideal for pipe and piling fabrication requirements	

CONVENTIONAL ROTATORS (CONT)

REF

DESCRIPTION

NEW EQUIPMENT

120 Tonne Drive & Idler
 Model: PR120/250DM
 Capacity: 120 Tonne Support/250 Tonne Rotation
 4-tyre section makes this machine ideal for synchronisation and long pile sections



2797

500 Tonne Ex-Demo Drive & Idler
 Vessel Dia: 1000 - 9000mm
 Super heavy duty, steel wheels, must be seen



New Arrival

600T Aronson Drive & Idlers
 Model: WSDR600
 Capacity: 600 Tonnes
 Comprising: One (1) Drive/Four (4) Idlers
 Great package with these extra idlers, fully reconditioned with new AC motors and electrical control boxes.



Note

These units above are specifically supplied as modules only and do not include base sections which are not necessary. They are designed to be floor mounted to provide infinite flexibility to accommodate very large vessel diameters. Customers can, of course, manufacture their own bases if required

Reconditioning to the highest standard

Sales Office: +31 (0)187 490277